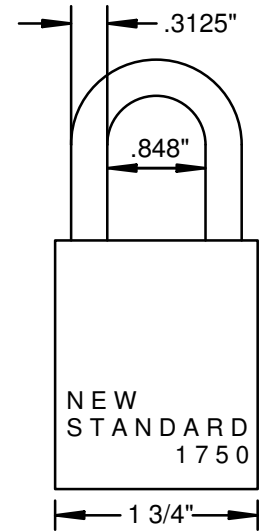
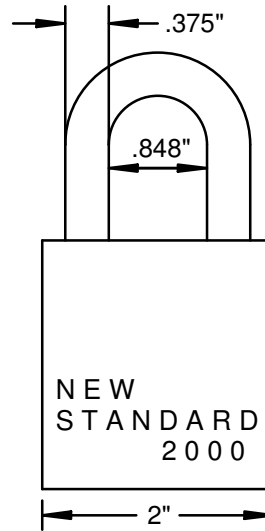
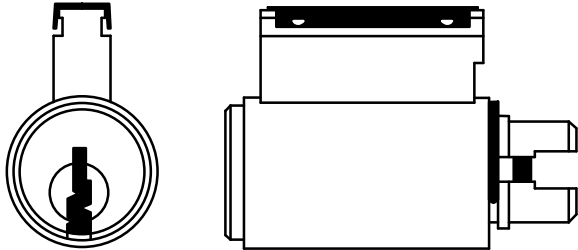


NEW STANDARD® MFG. CO

ADAPTABLE PADLOCK SYSTEM™

FOR CORBIN RUSSWIN
H.D. KNOB CYLINDERS



ACCEPTS ORIGINAL
CYLINDERS FOR

CORBIN RUSSWIN
HEAVY & MEDIUM DUTY
LOCKSETS

NO ADAPTERS REQUIRED

COMPETITIVELY PRICED

PATENTED

MADE IN U. S. A.

SYSTEM WIDE FEATURES
COMMON TO ALL MODELS

INVENTORS OF THE DUAL
FUNCTION PADLOCK
OUR NON-KEY RETAINING
CONVERTIBLE (NKR-CV) FUNCTION
PADLOCK'S PATENTED DESIGN
ALLOWS LOCKSMITH TO CHOOSE
PADLOCK FUNCTION; KR (KEY
RETAINING) OR NKR (NON-KEY
RETAINING) AT TIME OF CYLINDER
INSTALLATION. STOCK ONE MODEL
FOR EITHER FUNCTION REQUEST,
CUT INVENTORY IN HALF!
ECONOMICAL KR (KEY RETAINING)
ONLY MODEL ALSO AVAILABLE.

ELLIPTICAL SOLID BRASS BODY

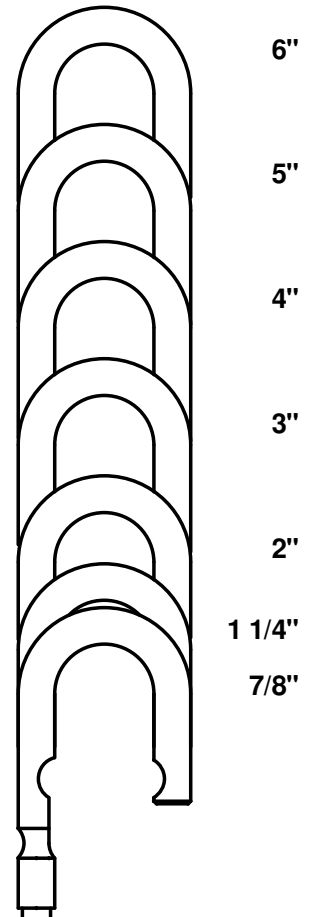
DOUBLE BALL LOCKING DESIGN

1 3/4" (MODEL 1750) OR 2" (MODEL
2000) BODY WIDTHS

FURNISHED: LESS CYLINDER

ALL PARTS ARE CORROSION
RESISTANT STAINLESS STEEL OR
BRASS AND ARE COMPLETELY
INTERCHANGEABLE.

3 SHACKLE MATERIALS:
HARDENED STEEL, STAINLESS
STEEL, AND BRASS, 7 BASIC
SHACKLE LENGTHS, 8" AND 12"
AVAILABLE IN STAINLESS STEEL.
(1 1/4" IS STANDARD)



DISTRIBUTED BY:

NEW STANDARD
MANUFACTURING COMPANY
7005 SPEEDWAY
BLVD., BLDG. F111
LAS VEGAS, NEVADA 89115
702-649-0599 FAX 702-649-0544
e-mail:
newstandardmfg@mindspring.com

PRICE LIST: NEW STANDARD PADLOCKS FOR CORBIN RUSSWIN HEAVY DUTY KEY-IN-KNOB CYLINDERS

September 1, 2011

PADLOCKS WITH HARDENED STEEL SHACKLES

DESCRIPTION	7/8"	1 1/4"	2"	3"	4"	5"	6"
1750 KR	177-107	177-112	177-120	177-130	177-140	177-150	177-160
KR FUNCTION ONLY	\$ 47.98	\$ 47.98	\$ 49.58	\$ 52.50	\$ 54.80	\$ 56.80	\$ 59.12
2000 KR	202-107	202-112	202-120	202-130	202-140	202-150	202-160
KR FUNCTION ONLY	\$ 57.23	\$ 57.23	\$ 59.17	\$ 63.17	\$ 65.67	\$ 68.95	\$ 71.47
1750 CONVERTIBLE	377-107	377-112	377-120	377-130	377-140	377-150	377-160
DUAL FUNCTION: KR OR NKR	\$ 49.05	\$ 49.05	\$ 50.65	\$ 53.57	\$ 55.87	\$ 57.87	\$ 60.19
2000 CONVERTIBLE	402-107	402-112	402-120	402-130	402-140	402-150	402-160
DUAL FUNCTION: KR OR NKR	\$ 58.31	\$ 58.31	\$ 60.25	\$ 64.25	\$ 66.75	\$ 70.03	\$ 72.55

PADLOCKS WITH STAINLESS STEEL SHACKLES

DESCRIPTION	7/8"	1 1/4"	2"	3"	4"	5"	6"
1750 KR	177-007	177-012	177-020	177-030	177-040	177-050	177-060
KR FUNCTION ONLY	\$ 47.98	\$ 47.98	\$ 49.58	\$ 52.50	\$ 54.80	\$ 56.80	\$ 59.12
2000 KR	202-007	202-012	202-020	202-030	202-040	202-050	202-060
KR FUNCTION ONLY	\$ 57.23	\$ 57.23	\$ 59.17	\$ 63.17	\$ 65.67	\$ 68.95	\$ 71.47
1750 CONVERTIBLE	377-007	377-012	377-020	377-030	377-040	377-050	377-060
DUAL FUNCTION: KR OR NKR	\$ 49.05	\$ 49.05	\$ 50.65	\$ 53.57	\$ 55.87	\$ 57.87	\$ 60.19
2000 CONVERTIBLE	402-007	402-012	402-020	402-030	402-040	402-050	402-060
DUAL FUNCTION: KR OR NKR	\$ 58.31	\$ 58.31	\$ 60.25	\$ 64.25	\$ 66.75	\$ 70.03	\$ 72.55

PADLOCKS WITH BRASS SHACKLES

DESCRIPTION	7/8"	1 1/4"	2"	3"	4"	5"	6"
1750 KR	177-207	177-212	177-220	177-230	177-240	177-250	177-260
KR FUNCTION ONLY	\$ 47.98	\$ 47.98	\$ 49.58	\$ 52.50	\$ 54.80	\$ 56.80	\$ 59.12
2000 KR	202-207	202-212	202-220	202-230	202-240	202-250	202-260
KR FUNCTION ONLY	\$ 57.23	\$ 57.23	\$ 59.17	\$ 63.17	\$ 65.67	\$ 68.95	\$ 71.47
1750 CONVERTIBLE	377-207	377-212	377-220	377-230	377-240	377-250	377-260
DUAL FUNCTION: KR OR NKR	\$ 49.05	\$ 49.05	\$ 50.65	\$ 53.57	\$ 55.87	\$ 57.87	\$ 60.19
2000 CONVERTIBLE	402-207	402-212	402-220	402-230	402-240	402-250	402-260
DUAL FUNCTION: KR OR NKR	\$ 58.31	\$ 58.31	\$ 60.25	\$ 64.25	\$ 66.75	\$ 70.03	\$ 72.55

PADLOCK BODIES ONLY, COMPLETE, LESS SHACKLE

DESCRIPTION	
1750 KR	177-000
KR FUNCTION ONLY	\$ 40.32
2000 KR	202-000
KR FUNCTION ONLY	\$ 47.01
1750 CONVERTIBLE	377-000
DUAL FUNCTION: KR OR NKR	\$ 41.39
2000 CONVERTIBLE	402-000
DUAL FUNCTION: KR OR NKR	\$ 48.09

SHACKLES ONLY

DESCRIPTION	7/8"	1 1/4"	2"	3"	4"	5"	6"	8"	12"
FOR MODEL 1750	917-107	917-112	917-120	917-130	917-140	917-150	917-160		
HARDENED STEEL	\$ 7.66	\$ 7.66	\$ 9.26	\$ 12.18	\$ 14.48	\$ 16.48	\$ 18.80		
STAINLESS STEEL	\$ 7.66	\$ 7.66	\$ 9.26	\$ 12.18	\$ 14.48	\$ 16.48	\$ 18.80	\$ 28.96	\$ 37.60
BRASS	\$ 7.66	\$ 7.66	\$ 9.26	\$ 12.18	\$ 14.48	\$ 16.48	\$ 18.80		
FOR MODEL 2000	920-107	920-112	920-120	920-130	920-140	920-150	920-160		
HARDENED STEEL	\$ 10.22	\$ 10.22	\$ 12.16	\$ 16.16	\$ 18.66	\$ 21.94	\$ 24.46		
STAINLESS STEEL	\$ 10.22	\$ 10.22	\$ 12.16	\$ 16.16	\$ 18.66	\$ 21.94	\$ 24.46	\$ 37.36	\$ 48.90
BRASS	\$ 10.22	\$ 10.22	\$ 12.16	\$ 16.16	\$ 18.66	\$ 21.94	\$ 24.46		