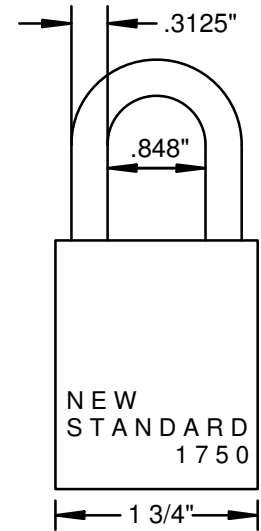
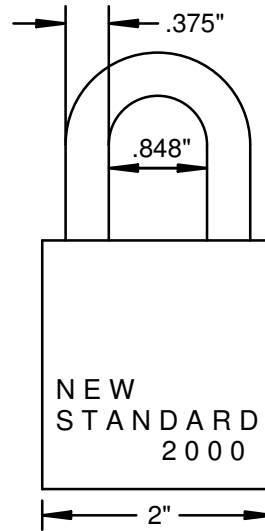
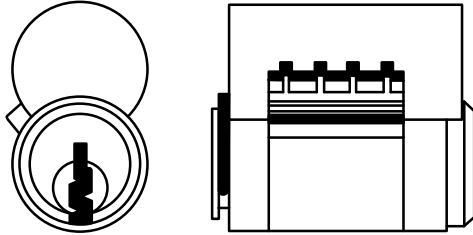


NEW STANDARD® MFG. CO

ADAPTABLE PADLOCK SYSTEM™

FOR CORBIN RUSSWIN
INTERCHANGEABLE
CORE 6-PIN CYLINDERS



ACCEPTS CORBIN RUSSWIN
INTERCHANGEABLE CORE
6-PIN CYLINDERS

SYSTEM WIDE FEATURES
COMMON TO ALL MODELS

3 SHACKLE MATERIALS:
HARDENED STEEL, STAINLESS
STEEL, AND BRASS, 7 BASIC
SHACKLE LENGTHS, 8" AND 12"
AVAILABLE IN STAINLESS STEEL.
(1 1/4" IS STANDARD)

COMPETITIVELY PRICED

INVENTORS OF THE DUAL
FUNCTION PADLOCK
OUR NON-KEY RETAINING
CONVERTIBLE (NKR-CV) FUNCTION
PADLOCK'S PATENTED DESIGN
ALLOWS LOCKSMITH TO CHOOSE
PADLOCK FUNCTION; KR (KEY
RETAINING) OR NKR (NON-KEY
RETAINING) AT TIME OF CYLINDER
INSTALLATION. STOCK ONE MODEL
FOR EITHER FUNCTION REQUEST,
CUT INVENTORY IN HALF!
ECONOMICAL KR (KEY RETAINING)
ONLY MODEL ALSO AVAILABLE.

PATENTED

ELLIPTICAL SOLID BRASS BODY

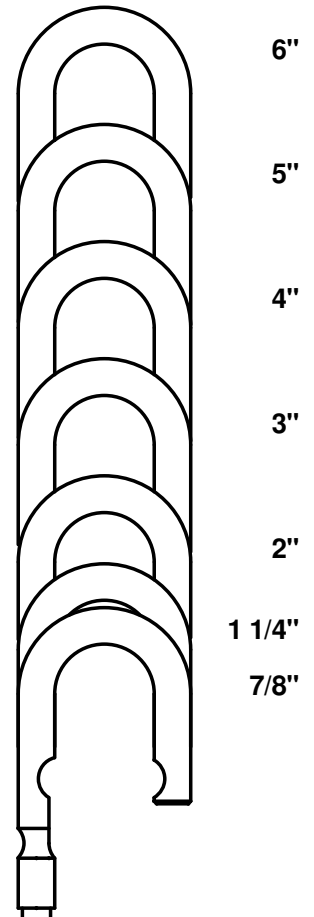
MADE IN U. S. A.

DOUBLE BALL LOCKING DESIGN

1 3/4" (MODEL 1750) OR 2" (MODEL
2000) BODY WIDTHS

FURNISHED: LESS CYLINDER

ALL PARTS ARE CORROSION
RESISTANT STAINLESS STEEL OR
BRASS AND ARE COMPLETELY
INTERCHANGEABLE.



DISTRIBUTED BY:

NEW STANDARD
MANUFACTURING COMPANY
7005 SPEEDWAY
BLVD., BLDG. F111
LAS VEGAS, NEVADA 89115
702-649-0599 FAX 702-649-0544
e-mail:
newstandardmfg@mindspring.com

**PRICE LIST: NEW STANDARD PADLOCKS FOR CORBIN RUSSWIN INTERCHANGEABLE CORE
6-PIN CYLINDERS**

September 1, 2011

PADLOCKS WITH HARDENED STEEL SHACKLES

DESCRIPTION	7/8"	1 1/4"	2"	3"	4"	5"	6"
1750 KR	186-107	186-112	186-120	186-130	186-140	186-150	186-160
KR FUNCTION ONLY	\$ 48.35	\$ 48.35	\$ 49.95	\$ 52.87	\$ 55.17	\$ 57.17	\$ 59.49
2000 KR	211-107	211-112	211-120	211-130	211-140	211-150	211-160
KR FUNCTION ONLY	\$ 57.79	\$ 57.79	\$ 59.73	\$ 63.73	\$ 66.23	\$ 69.51	\$ 72.03
1750 CONVERTIBLE	386-107	386-112	386-120	386-130	386-140	386-150	386-160
DUAL FUNCTION: KR OR NKR	\$ 49.41	\$ 49.41	\$ 51.01	\$ 53.93	\$ 56.23	\$ 58.23	\$ 60.55
2000 CONVERTIBLE	411-107	411-112	411-120	411-130	411-140	411-150	411-160
DUAL FUNCTION: KR OR NKR	\$ 58.87	\$ 58.87	\$ 60.81	\$ 64.81	\$ 67.31	\$ 70.59	\$ 73.11

PADLOCKS WITH STAINLESS STEEL SHACKLES

DESCRIPTION	7/8"	1 1/4"	2"	3"	4"	5"	6"
1750 KR	186-007	186-012	186-020	186-030	186-040	186-050	186-060
KR FUNCTION ONLY	\$ 48.35	\$ 48.35	\$ 49.95	\$ 52.87	\$ 55.17	\$ 57.17	\$ 59.49
2000 KR	211-007	211-012	211-020	211-030	211-040	211-050	211-060
KR FUNCTION ONLY	\$ 57.79	\$ 57.79	\$ 59.73	\$ 63.73	\$ 66.23	\$ 69.51	\$ 72.03
1750 CONVERTIBLE	386-007	386-012	386-020	386-030	386-040	386-050	386-060
DUAL FUNCTION: KR OR NKR	\$ 49.41	\$ 49.41	\$ 51.01	\$ 53.93	\$ 56.23	\$ 58.23	\$ 60.55
2000 CONVERTIBLE	411-007	411-012	411-020	411-030	411-040	411-050	411-060
DUAL FUNCTION: KR OR NKR	\$ 58.87	\$ 58.87	\$ 60.81	\$ 64.81	\$ 67.31	\$ 70.59	\$ 73.11

PADLOCKS WITH BRASS SHACKLES

DESCRIPTION	7/8"	1 1/4"	2"	3"	4"	5"	6"
1750 KR	186-207	186-212	186-220	186-230	186-240	186-250	186-260
KR FUNCTION ONLY	\$ 48.35	\$ 48.35	\$ 49.95	\$ 52.87	\$ 55.17	\$ 57.17	\$ 59.49
2000 KR	211-207	211-212	211-220	211-230	211-240	211-250	211-260
KR FUNCTION ONLY	\$ 57.79	\$ 57.79	\$ 59.73	\$ 63.73	\$ 66.23	\$ 69.51	\$ 72.03
1750 CONVERTIBLE	386-207	386-212	386-220	386-230	386-240	386-250	386-260
DUAL FUNCTION: KR OR NKR	\$ 49.41	\$ 49.41	\$ 51.01	\$ 53.93	\$ 56.23	\$ 58.23	\$ 60.55
2000 CONVERTIBLE	411-207	411-212	411-220	411-230	411-240	411-250	411-260
DUAL FUNCTION: KR OR NKR	\$ 58.87	\$ 58.87	\$ 60.81	\$ 64.81	\$ 67.31	\$ 70.59	\$ 73.11

PADLOCK BODIES ONLY, COMPLETE, LESS SHACKLE

DESCRIPTION	
1750 KR	186-000
KR FUNCTION ONLY	\$ 40.69
2000 KR	211-000
KR FUNCTION ONLY	\$ 47.57
1750 CONVERTIBLE	386-000
DUAL FUNCTION: KR OR NKR	\$ 41.75
2000 CONVERTIBLE	411-000
DUAL FUNCTION: KR OR NKR	\$ 48.65

SHACKLES ONLY

DESCRIPTION	7/8"	1 1/4"	2"	3"	4"	5"	6"	8"	12"
FOR MODEL 1750	917-107	917-112	917-120	917-130	917-140	917-150	917-160		
HARDENED STEEL	\$ 7.66	\$ 7.66	\$ 9.26	\$ 12.18	\$ 14.48	\$ 16.48	\$ 18.80		
STAINLESS STEEL	\$ 7.66	\$ 7.66	\$ 9.26	\$ 12.18	\$ 14.48	\$ 16.48	\$ 18.80	\$ 28.96	\$ 37.60
BRASS	\$ 7.66	\$ 7.66	\$ 9.26	\$ 12.18	\$ 14.48	\$ 16.48	\$ 18.80		
FOR MODEL 2000	920-107	920-112	920-120	920-130	920-140	920-150	920-160		
HARDENED STEEL	\$ 10.22	\$ 10.22	\$ 12.16	\$ 16.16	\$ 18.66	\$ 21.94	\$ 24.46		
STAINLESS STEEL	\$ 10.22	\$ 10.22	\$ 12.16	\$ 16.16	\$ 18.66	\$ 21.94	\$ 24.46	\$ 37.36	\$ 48.90
BRASS	\$ 10.22	\$ 10.22	\$ 12.16	\$ 16.16	\$ 18.66	\$ 21.94	\$ 24.46		