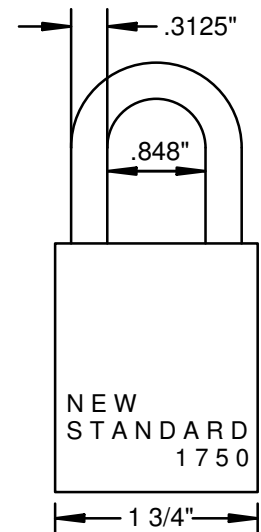
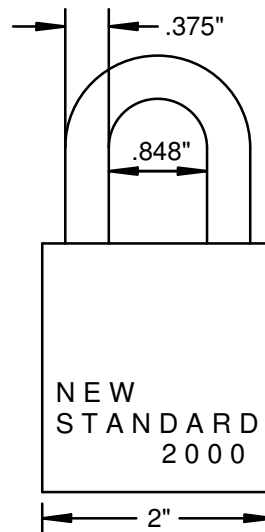
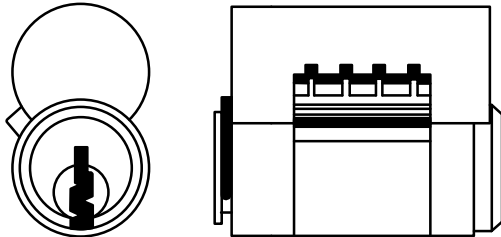


NEW STANDARD® MFG. CO

ADAPTABLE PADLOCK SYSTEM™

FOR CORBIN RUSSWIN
INTERCHANGEABLE
CORE 7-PIN CYLINDERS



ACCEPTS CORBIN RUSSWIN
INTERCHANGEABLE CORE
7-PIN CYLINDERS

SYSTEM WIDE FEATURES
COMMON TO ALL MODELS

3 SHACKLE MATERIALS:
HARDENED STEEL, STAINLESS
STEEL, AND BRASS, 7 BASIC
SHACKLE LENGTHS, 8" AND 12"
AVAILABLE IN STAINLESS STEEL.
(1 1/4" IS STANDARD)

COMPETITIVELY PRICED

INVENTORS OF THE DUAL
FUNCTION PADLOCK
OUR NON-KEY RETAINING
CONVERTIBLE (NKR-CV) FUNCTION
PADLOCK'S PATENTED DESIGN
ALLOWS LOCKSMITH TO CHOOSE
PADLOCK FUNCTION; KR (KEY
RETAINING) OR NKR (NON-KEY
RETAINING) AT TIME OF CYLINDER
INSTALLATION. STOCK ONE MODEL
FOR EITHER FUNCTION REQUEST,
CUT INVENTORY IN HALF!
ECONOMICAL KR (KEY RETAINING)
ONLY MODEL ALSO AVAILABLE.

PATENTED

ELLIPTICAL SOLID BRASS BODY

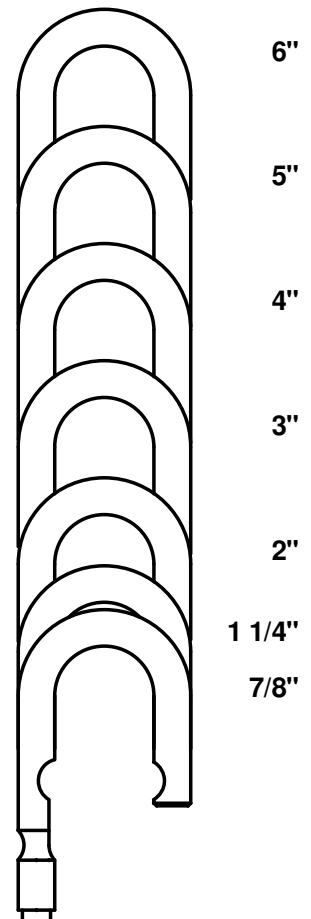
MADE IN U. S. A.

DOUBLE BALL LOCKING DESIGN

1 3/4" (MODEL 1750) OR 2" (MODEL
2000) BODY WIDTHS

FURNISHED: LESS CYLINDER

ALL PARTS ARE CORROSION
RESISTANT STAINLESS STEEL OR
BRASS AND ARE COMPLETELY
INTERCHANGEABLE.



DISTRIBUTED BY:

NEW STANDARD
MANUFACTURING COMPANY
7005 SPEEDWAY
BLVD., BLDG. F111
LAS VEGAS, NEVADA 89115
702-649-0599 FAX 702-649-0544
e-mail:
newstandardmfg@mindspring.com

**PRICE LIST: NEW STANDARD PADLOCKS FOR CORBIN RUSSWIN INTERCHANGEABLE CORE
7-PIN CYLINDERS**

September 1, 2011

PADLOCKS WITH HARDENED STEEL SHACKLES

DESCRIPTION	7/8"	1 1/4"	2"	3"	4"	5"	6"
1750 KR	187-107	187-112	187-120	187-130	187-140	187-150	187-160
KR FUNCTION ONLY	\$ 54.91	\$ 54.91	\$ 56.51	\$ 59.43	\$ 61.73	\$ 63.73	\$ 66.05
2000 KR	212-107	212-112	212-120	212-130	212-140	212-150	212-160
KR FUNCTION ONLY	\$ 65.53	\$ 65.53	\$ 67.47	\$ 71.47	\$ 73.97	\$ 77.25	\$ 79.77
1750 CONVERTIBLE	387-107	387-112	387-120	387-130	387-140	387-150	387-160
DUAL FUNCTION: KR OR NKR	\$ 55.99	\$ 55.99	\$ 57.59	\$ 60.51	\$ 62.81	\$ 64.81	\$ 67.13
2000 CONVERTIBLE	412-107	412-112	412-120	412-130	412-140	412-150	412-160
DUAL FUNCTION: KR OR NKR	\$ 66.58	\$ 66.58	\$ 68.52	\$ 72.52	\$ 75.02	\$ 78.30	\$ 80.82

PADLOCKS WITH STAINLESS STEEL SHACKLES

DESCRIPTION	7/8"	1 1/4"	2"	3"	4"	5"	6"
1750 KR	187-007	187-012	187-020	187-030	187-040	187-050	187-060
KR FUNCTION ONLY	\$ 54.91	\$ 54.91	\$ 56.51	\$ 59.43	\$ 61.73	\$ 63.73	\$ 66.05
2000 KR	212-007	212-012	212-020	212-030	212-040	212-050	212-060
KR FUNCTION ONLY	\$ 65.53	\$ 65.53	\$ 67.47	\$ 71.47	\$ 73.97	\$ 77.25	\$ 79.77
1750 CONVERTIBLE	387-007	387-012	387-020	387-030	387-040	387-050	387-060
DUAL FUNCTION: KR OR NKR	\$ 55.99	\$ 55.99	\$ 57.59	\$ 60.51	\$ 62.81	\$ 64.81	\$ 67.13
2000 CONVERTIBLE	412-007	412-012	412-020	412-030	412-040	412-050	412-060
DUAL FUNCTION: KR OR NKR	\$ 66.58	\$ 66.58	\$ 68.52	\$ 72.52	\$ 75.02	\$ 78.30	\$ 80.82

PADLOCKS WITH BRASS SHACKLES

DESCRIPTION	7/8"	1 1/4"	2"	3"	4"	5"	6"
1750 KR	187-207	187-212	187-220	187-230	187-240	187-250	187-260
KR FUNCTION ONLY	\$ 54.91	\$ 54.91	\$ 56.51	\$ 59.43	\$ 61.73	\$ 63.73	\$ 66.05
2000 KR	212-207	212-212	212-220	212-230	212-240	212-250	212-260
KR FUNCTION ONLY	\$ 65.53	\$ 65.53	\$ 67.47	\$ 71.47	\$ 73.97	\$ 77.25	\$ 79.77
1750 CONVERTIBLE	387-207	387-212	387-220	387-230	387-240	387-250	387-260
DUAL FUNCTION: KR OR NKR	\$ 55.99	\$ 55.99	\$ 57.59	\$ 60.51	\$ 62.81	\$ 64.81	\$ 67.13
2000 CONVERTIBLE	412-207	412-212	412-220	412-230	412-240	412-250	412-260
DUAL FUNCTION: KR OR NKR	\$ 66.58	\$ 66.58	\$ 68.52	\$ 72.52	\$ 75.02	\$ 78.30	\$ 80.82

PADLOCK BODIES ONLY, COMPLETE, LESS SHACKLE

DESCRIPTION	
1750 KR	187-000
KR FUNCTION ONLY	\$ 47.25
2000 KR	212-000
KR FUNCTION ONLY	\$ 55.31
1750 CONVERTIBLE	387-000
DUAL FUNCTION: KR OR NKR	\$ 48.33
2000 CONVERTIBLE	412-000
DUAL FUNCTION: KR OR NKR	\$ 56.36

SHACKLES ONLY

DESCRIPTION	7/8"	1 1/4"	2"	3"	4"	5"	6"	8"	12"
FOR MODEL 1750	917-107	917-112	917-120	917-130	917-140	917-150	917-160		
HARDENED STEEL	\$ 7.66	\$ 7.66	\$ 9.26	\$ 12.18	\$ 14.48	\$ 16.48	\$ 18.80		
STAINLESS STEEL	\$ 7.66	\$ 7.66	\$ 9.26	\$ 12.18	\$ 14.48	\$ 16.48	\$ 18.80	\$ 28.96	\$ 37.60
BRASS	\$ 7.66	\$ 7.66	\$ 9.26	\$ 12.18	\$ 14.48	\$ 16.48	\$ 18.80		
FOR MODEL 2000	920-107	920-112	920-120	920-130	920-140	920-150	920-160		
HARDENED STEEL	\$ 10.22	\$ 10.22	\$ 12.16	\$ 16.16	\$ 18.66	\$ 21.94	\$ 24.46		
STAINLESS STEEL	\$ 10.22	\$ 10.22	\$ 12.16	\$ 16.16	\$ 18.66	\$ 21.94	\$ 24.46	\$ 37.36	\$ 48.90
BRASS	\$ 10.22	\$ 10.22	\$ 12.16	\$ 16.16	\$ 18.66	\$ 21.94	\$ 24.46		